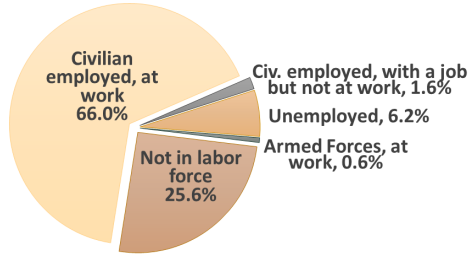


Employment Status of the Working Age Population (Ages 16-64)



Workers Employed by BusinessFirst! Employers – Sector Highlights

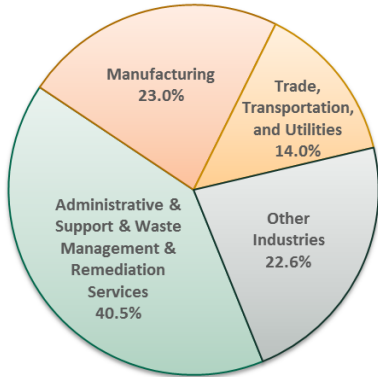
- 345,916 total workers, ages 19-64
- Goods Producing Industries (~60,000)
- Trade, Transportation, and Utilities Industries (~70,000)
- Service Industries (~200,000)

Available Workers (not currently working)

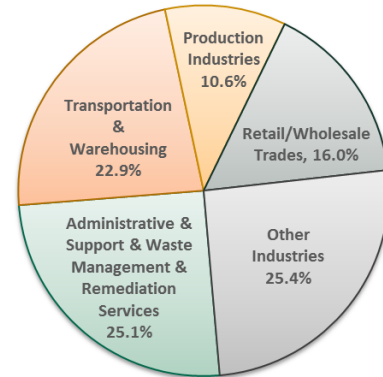
Readiness to Work	Number
Available for Work	35,398
Looking for Work	32,380
On Layoff	6,728
Total Workforce Available	74,506

Nationally, the manufacturing & transportation industries are considered economic drivers because they sustain & fuel an economy's growth, with manufacturing contributing 12% to the nation's GDP & transportation contributing 8.5%. Growth in the manufacturing industry leads to growth in the transportation industry, & the manufacturing industry is growing, both nationally & regionally.

What Industries do Recent Hires in the Manufacturing Industry Come From

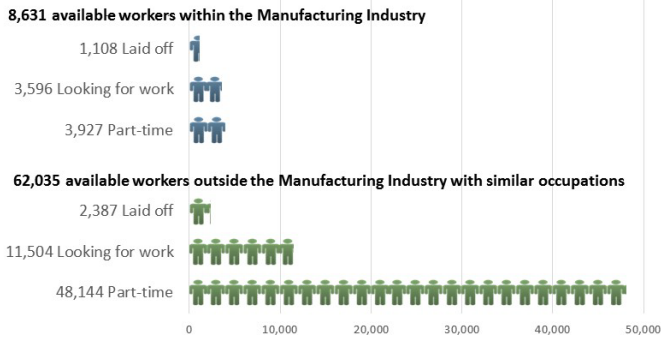


What Industries do Recent Hires in the Transportation, Industry Come From



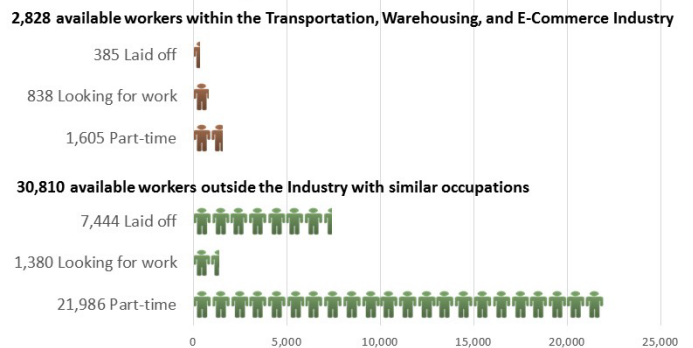
Available BusinessFirst! Workforce to Fill Manufacturing Industry Occupations

👤 = 2,000 available workers

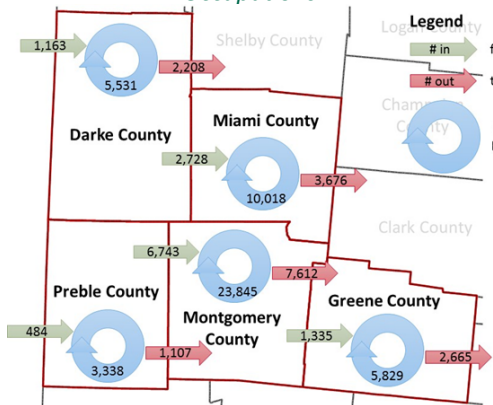


Available BusinessFirst! Workforce to Fill Transportation, Warehousing, and E-commerce Occupations

👤 = 1,000 available workers



Potential Workers Available to Fill BusinessFirst! Manufacturing Occupations



Potential Workers Available to Fill BusinessFirst! Transportation, Warehousing, & E-commerce Occupations

